




# **Eclettica** WITH **FLUID**<sup>®</sup> TECHNOLOGY

Automatic lateral bracket system  
Scorrevoli con staffa automatica laterale



# Eclettica

PATENTED

**Eclettica**, developed as an improvement of Hide bracket, is an **easy-to-assemble sliding system** with bracket characterized by an **automatic lateral coupling**. Dedicated to wooden doors, it is also suitable to our Universal frame.

**Eclettica** bracket can be **fully recessed in the door**, in order to reduce the gap between door and track.

It is also possible to **embed the sliding rail into the ceiling**.

**Eclettica** is available with the **new Fluid soft closing dampers**, in order to achieve an optimal braking motion and a noiseless sliding quality for doors of all sizes.

Maximum load capacity up to **250 kg**.

**Eclettica**, nata come evoluzione della staffa Hide, è il **sistema di scorrimento facile da montare con staffa ad innesto automatico laterale**, per porte in legno, compatibile anche con il nostro telaio Universal. La staffa di attacco può essere **interamente incassata nella porta**, per ridurre lo spazio tra porta e binario.

È inoltre possibile **incassare il binario di scorrimento nel soffitto**.

**Eclettica** è disponibile con i **nuovi ammortizzatori Fluid**, per una ottimale frenatura e silenziosità di scorrimento per porte di tutte le larghezze.

Kit con portata fino a **250 kg**.






**Eclettica** Automatic lateral bracket system  
Scorrevoli con staffa automatica laterale

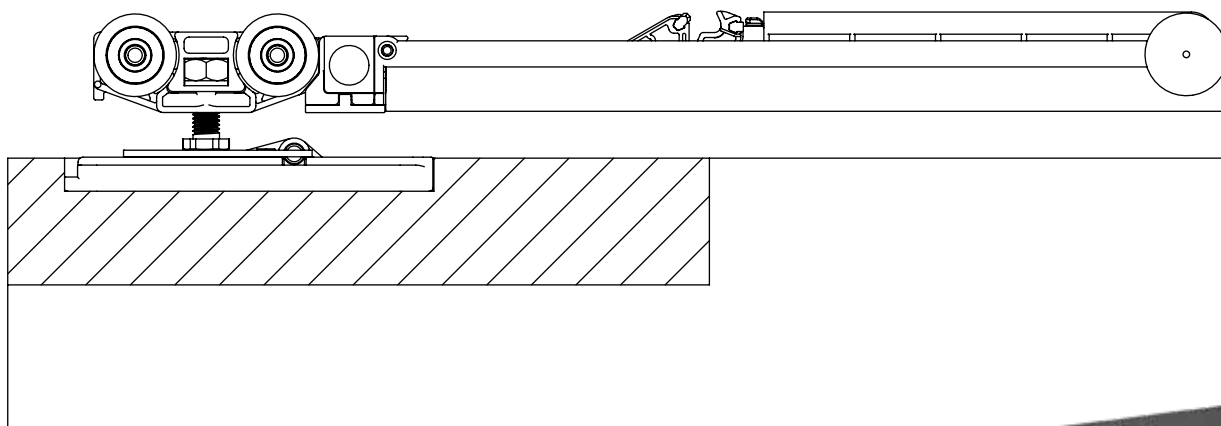
## New automatic lateral coupler bracket

With possible embedded by milling or clip-on style.



## Nuova staffa ad innesto automatico laterale

Possibilità di incasso con fresata oppure fissaggio in appoggio.



**Easy adjusting**  
**Facile da regolare**





**LEFT / SINISTRO**


**RIGHT / DESTRO**

## Easy mounting

Position the brackets (right and left) as shown in the drawing.

## Facile da montare

Posizionare le staffe (sinistra e destra) come da disegno.



**AUTOMATIC**

**1**

## Hooking system

The trolley can be automatically engaged in the brackets by simply positioning and pressing the pin on the bracket lever.

## Sistema di aggancio

Il carrello si inserisce automaticamente nella staffa, semplicemente appoggiandolo e spingendo il perno sulla leva della staffa stessa.

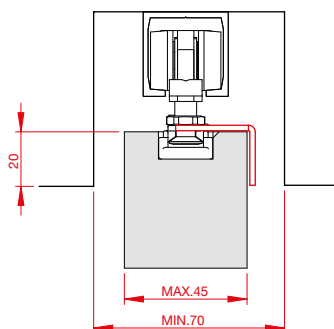

## Release system

To release the trolley, hand operate the spring lever.

## Sistema di sgancio

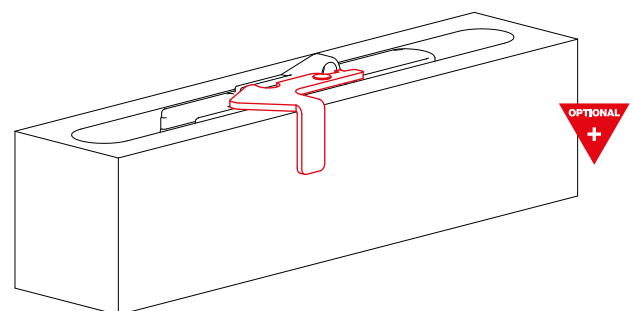
Per sganciare il carrello, agire manualmente sulla leva a molla.

**2**



## Folded lever

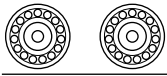
In order to encase the door into the ceiling use the folded lever.  
(Add the code "LP" to the selected sliding article).



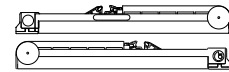
## Leva piegata

Per poter incassare la porta nel soffitto utilizzare la leva piegata.  
(Aggiungere il codice "LP" all'articolo dello scorrevole prescelto).

WITH  
**FLUID**<sup>®</sup>  
TECHNOLOGY



**BALL BEARINGS / CUSCINETTI A SFERA**



**N.2 FLUID DAMPERS**  
**N.2 FERMI AMMORTIZZATI FLUID**



**MIN. 650 mm**



**50 mm**

	<b>50 kg</b>		ART. 1280 8 00 0.01280 8 01 0.01280
	<b>80 kg</b>		ART. 1280 8 00 0.01280 8 01 0.01280
	<b>120 kg</b>		ART. 1280 8 00 0.01280 8 01 0.01280
	<b>160 kg</b>		ART. 1280 8 00 0.01280 8 01 0.01280
	<b>180 kg</b>		ART. 3480 8 00 0.03480 8 01 0.03480
	<b>250 kg</b>		ART. 3480 8 00 0.03480 8 01 0.03480

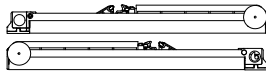
**PAG. 11**

**Tracks / Binari**

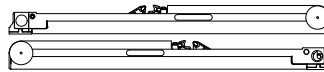
ALUMINUM FINISHES CODES / CODICI FINITURE ALLUMINIO



CODE / CODICE	FINISH COLOR / COLORE FINITURA			
8 00 0.0 .....		<b>00 G</b>	Raw / Mill Finish / Neutro / Grezzo	<b>STANDARD</b>
8 01 0.0 .....		<b>01 A</b>	Anodized Silver / Argento	
8 02 0.0 .....		<b>02 AS</b>	Brushed Anodized Silver / Argento Spazzolato	
8 13 0.0 .....		<b>13 E3S</b>	Brushed Anodized Dark Brown / E3 Spazzolato	<b>SPECIAL</b>
8 15 0.0 .....		<b>15 NS</b>	Brushed Anodized Black / Nero Spazzolato	
8 17 0.0 .....		<b>17 NKS</b>	Brushed Anodized Nickel / Nichel Spazzolato	



**N.2 FLUID DAMPERS**  
**N.2 FERMI AMMORTIZZATI FLUID**



**N.2 FLUID DAMPERS**  
**N.2 FERMI AMMORTIZZATI FLUID**



**N.2 SHOCK ABSORBERS**  
**N.2 FERMI A PINZA AMMORTIZZATI**



**MIN. 740 mm**



**70 mm**



**MIN. 865 mm**



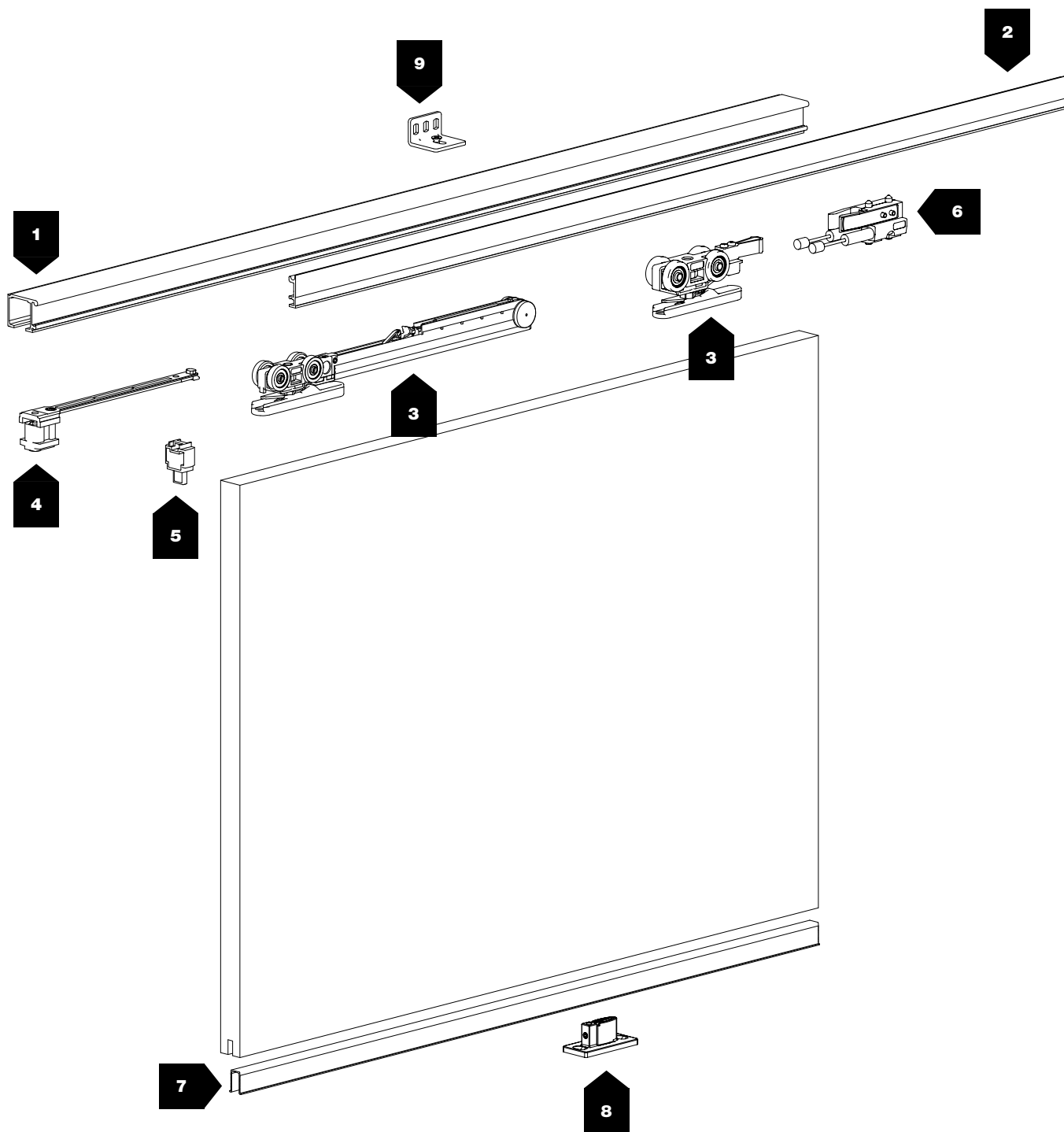
**100 mm**



**MIN. 800 mm**

●		
<b>PAG. 12</b>		
●		
<b>PAG. 12</b>		
●		
<b>PAG. 12</b>		
	●	
	<b>PAG. 13</b>	
		●
		<b>PAG. 13</b>
		●
		<b>PAG. 13</b>

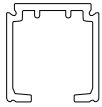

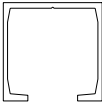

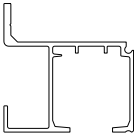
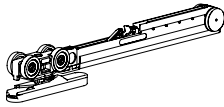

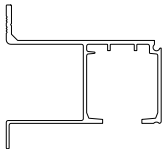
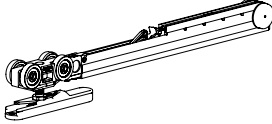

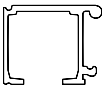
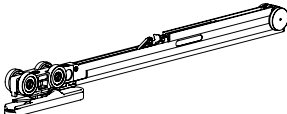


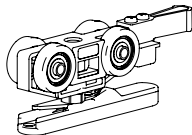
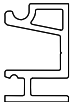
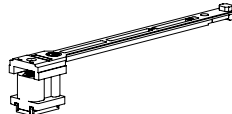

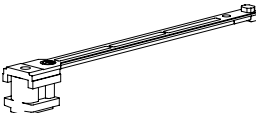
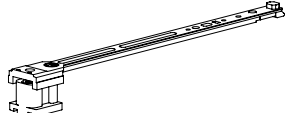
<b>Tracks / Binari</b>		PLASTIC FINISHES CODES / CODICI FINITURE PLASTICA			
CODE / CODICE		FINISH COLOR / COLORE FINITURA		<b>STANDARD</b>	
8 14	0.0 .....	14	N		Anodized Black / Nero
8 23	0.0 .....	23	GR		Gray / Grigio


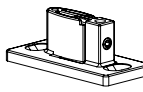
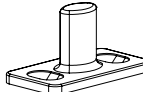
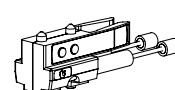

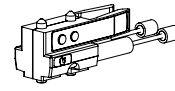
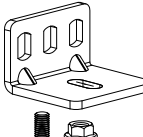

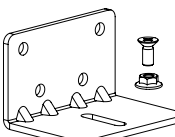


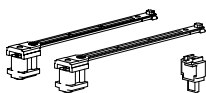
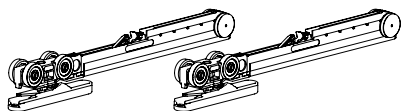
650 ÷ 1600 mm








Min. 30 - Max 250 kg

N°	Barcode		kg		N°	Barcode		kg	
1	1280 8 00 0.01280 8 01 0.01280		30÷160	STANDARD	2	3490 8 02 0.03490		-	OPTIONAL +
	1080 8 00 0.01080 8 01 0.01080		30÷120	OPTIONAL +		3491		-	OPTIONAL +
	1359 8 00 0.01359 8 01 0.01359		30÷120	OPTIONAL +	3	3395		30÷80	NEW  50 mm
	1559 8 00 0.01559 8 01 0.01559		30÷120	OPTIONAL +		3382/080		50÷120	 70 mm
	1700 8 00 0.01700 8 01 0.01700		30÷120	OPTIONAL +		3382/160		160	NEW  100 mm
	3480 8 00 0.03480 8 01 0.03480		180÷250	STANDARD		3518		180÷250	
	1710 8 00 0.01710 8 01 0.01710		30÷120	OPTIONAL +		3387		30÷80	NEW
1720 8 00 0.01720 8 01 0.01720		30÷120	OPTIONAL +	4	3354		50÷120		
					3367		160	NEW	

N°			kg		N°			kg	
5	3347		-		8	333		30÷160	
						2855		180÷250	
6	3485/180		180		9	409		-	
	3485/250		250			127/D/V		30÷120	
7	121 8 14 0.00121 8 23 0.00121		-	OPTIONAL +	9	163/DV		160÷250	



ART. 1280  
(8000.01280)  
(8010.01280)

		OLD CODE	NEW CODE			
<b>KIT</b>	● N° 5	—	<b>K.080.7.4.C</b>	Min. 650 mm	—	4x
	—	—	<b>K.080.7.4.S</b>	Min. 650 mm	—	4x
<b>BLISTER</b>	● N° 4	—	<b>B.080.7.4.C150</b>	650 ÷ 850 mm	1500 mm	4x
	N° 5	—	<b>B.080.7.4.C165</b>	850 ÷ 950 mm	1650 mm	4x
	N° 5	—	<b>B.080.7.4.C200</b>	950 ÷ 1100 mm	2000 mm	4x
	N° 6	—	<b>B.080.7.4.C250</b>	1100 ÷ 1350 mm	2500 mm	4x
	N° 7	—	<b>B.080.7.4.C300</b>	1350 ÷ 1600 mm	3000 mm	4x
	—	—	<b>B.080.7.4.S150</b>	650 ÷ 850 mm	1500 mm	4x
	—	—	<b>B.080.7.4.S165</b>	850 ÷ 950 mm	1650 mm	4x
	—	—	<b>B.080.7.4.S200</b>	950 ÷ 1100 mm	2000 mm	4x
	—	—	<b>B.080.7.4.S250</b>	1100 ÷ 1350 mm	2500 mm	4x
	—	—	<b>B.080.7.4.S300</b>	1350 ÷ 1600 mm	3000 mm	4x



**30 ÷ 80 kg**



**Min. 650 mm**



**50 mm**

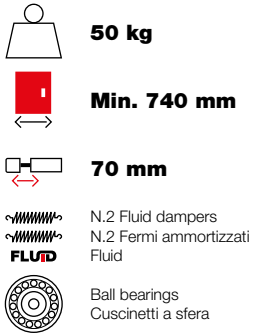
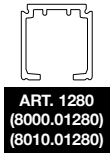
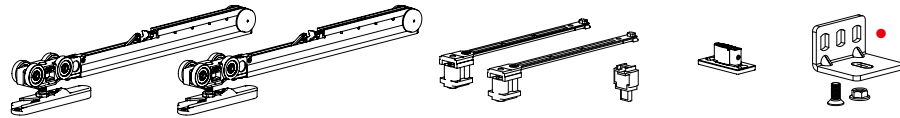


N.2 Fluid dampers  
N.2 Fermi ammortizzati  
Fluid

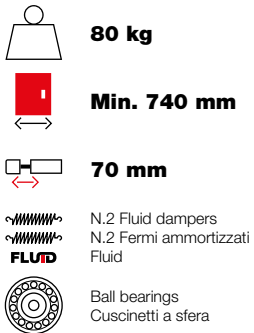
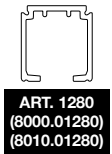
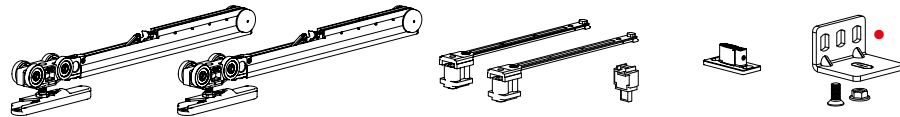


Ball bearings  
Cuscinetti a sfera

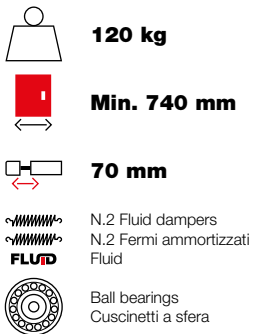
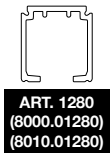
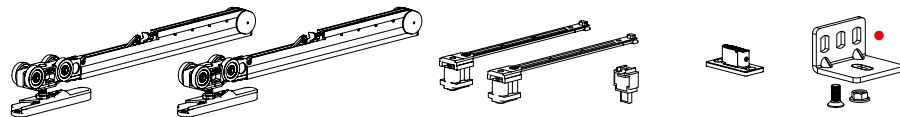




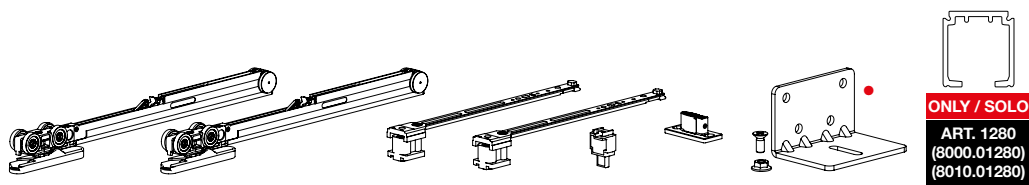
			OLD CODE	NEW CODE		TRACK-BINARIO 	
<b>KIT</b>	●	N° 4	—	<b>K.050.2.4.C</b>	Min. 740 mm	—	4x
			—	<b>K.050.2.4.S</b>	Min. 740 mm	—	4x
<b>BLISTER</b>	●	N° 4	—	<b>B.050.2.4.C150</b>	740 ÷ 850 mm	1500 mm	4x
		N° 5	—	<b>B.050.2.4.C165</b>	850 ÷ 950 mm	1650 mm	4x
		N° 5	—	<b>B.050.2.4.C200</b>	950 ÷ 1100 mm	2000 mm	4x
		N° 6	—	<b>B.050.2.4.C250</b>	1100 ÷ 1350 mm	2500 mm	4x
		N° 7	—	<b>B.050.2.4.C300</b>	1350 ÷ 1600 mm	3000 mm	4x
		—	—	<b>B.050.2.4.S150</b>	740 ÷ 850 mm	1500 mm	4x
		—	—	<b>B.050.2.4.S165</b>	850 ÷ 950 mm	1650 mm	4x
		—	—	<b>B.050.2.4.S200</b>	950 ÷ 1100 mm	2000 mm	4x
—	—	<b>B.050.2.4.S250</b>	1100 ÷ 1350 mm	2500 mm	4x		
—	—	<b>B.050.2.4.S300</b>	1350 ÷ 1600 mm	3000 mm	4x		



			OLD CODE	NEW CODE		TRACK-BINARIO 	
<b>KIT</b>	●	N° 5	—	<b>K.080.2.4.C</b>	Min. 740 mm	—	4x
			—	<b>K.080.2.4.S</b>	Min. 740 mm	—	4x
<b>BLISTER</b>	●	N° 4	—	<b>B.080.2.4.C150</b>	740 ÷ 850 mm	1500 mm	4x
		N° 5	—	<b>B.080.2.4.C165</b>	850 ÷ 950 mm	1650 mm	4x
		N° 5	—	<b>B.080.2.4.C200</b>	950 ÷ 1100 mm	2000 mm	4x
		N° 6	—	<b>B.080.2.4.C250</b>	1100 ÷ 1350 mm	2500 mm	4x
		N° 7	—	<b>B.080.2.4.C300</b>	1350 ÷ 1600 mm	3000 mm	4x
		—	—	<b>B.080.2.4.S150</b>	740 ÷ 850 mm	1500 mm	4x
		—	—	<b>B.080.2.4.S165</b>	850 ÷ 950 mm	1650 mm	4x
		—	—	<b>B.080.2.4.S200</b>	950 ÷ 1100 mm	2000 mm	4x
—	—	<b>B.080.2.4.S250</b>	1100 ÷ 1350 mm	2500 mm	4x		
—	—	<b>B.080.2.4.S300</b>	1350 ÷ 1600 mm	3000 mm	4x		



			OLD CODE	NEW CODE		TRACK-BINARIO 	
<b>KIT</b>	●	N° 6	—	<b>K.120.2.4.C</b>	Min. 740 mm	—	4x
			—	<b>K.120.2.4.S</b>	Min. 740 mm	—	4x
<b>BLISTER</b>	●	N° 4	—	<b>B.120.2.4.C150</b>	740 ÷ 850 mm	1500 mm	4x
		N° 5	—	<b>B.120.2.4.C165</b>	850 ÷ 950 mm	1650 mm	4x
		N° 5	—	<b>B.120.2.4.C200</b>	950 ÷ 1100 mm	2000 mm	4x
		N° 6	—	<b>B.120.2.4.C250</b>	1100 ÷ 1350 mm	2500 mm	4x
		N° 7	—	<b>B.120.2.4.C300</b>	1350 ÷ 1600 mm	3000 mm	4x
		—	—	<b>B.120.2.4.S150</b>	740 ÷ 850 mm	1500 mm	4x
		—	—	<b>B.120.2.4.S165</b>	850 ÷ 950 mm	1650 mm	4x
		—	—	<b>B.120.2.4.S200</b>	950 ÷ 1100 mm	2000 mm	4x
—	—	<b>B.120.2.4.S250</b>	1100 ÷ 1350 mm	2500 mm	4x		
—	—	<b>B.120.2.4.S300</b>	1350 ÷ 1600 mm	3000 mm	4x		



		OLD CODE	NEW CODE				
<b>KIT</b>	●	N° 6	—	<b>K.160.11.4.C</b>	Min. 865 mm	—	4x
		—	—	<b>K.160.11.4.S</b>	Min. 865 mm	—	4x
<b>BLISTER</b>	●	N° 5	—	<b>B.160.11.4.C200</b>	865 ÷ 1100 mm	2000 mm	4x
		N° 6	—	<b>B.160.11.4.C250</b>	1100 ÷ 1350 mm	2500 mm	4x
		N° 7	—	<b>B.160.11.4.C300</b>	1350 ÷ 1600 mm	3000 mm	4x
		—	—	<b>B.160.11.4.S200</b>	865 ÷ 1100 mm	2000 mm	4x
		—	—	<b>B.160.11.4.S250</b>	1100 ÷ 1350 mm	2500 mm	4x
		—	—	<b>B.160.11.4.S300</b>	1350 ÷ 1600 mm	3000 mm	4x

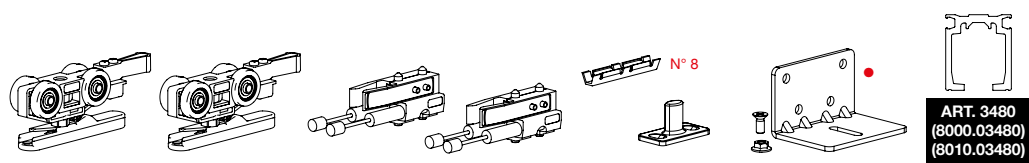
**160 kg**

**Min. 865 mm**

**100 mm**

N.2 Fluid dampers  
N.2 Fermi ammortizzati  
Fluid

Ball bearings  
Cuscinetti a sfera



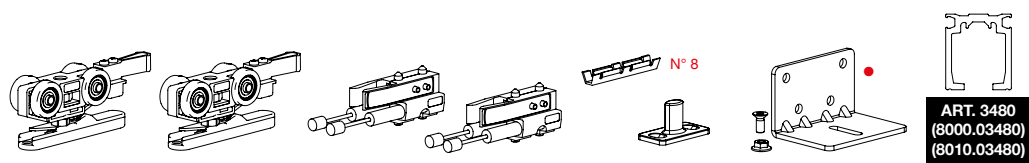
		OLD CODE	NEW CODE				
<b>KIT</b>	●	N° 7	—	<b>K.180.3.4.C</b>	Min. 800 mm	—	5x
		—	—	<b>K.180.3.4.S</b>	Min. 800 mm	—	5x
<b>BLISTER</b>	●	N° 5	—	<b>B.180.3.4.C200</b>	800 ÷ 1100 mm	2000 mm	4x
		N° 6	—	<b>B.180.3.4.C250</b>	1100 ÷ 1350 mm	2500 mm	4x
		N° 7	—	<b>B.180.3.4.C300</b>	1350 ÷ 1600 mm	3000 mm	4x
		—	—	<b>B.180.3.4.S200</b>	800 ÷ 1100 mm	2000 mm	4x
		—	—	<b>B.180.3.4.S250</b>	1100 ÷ 1350 mm	2500 mm	4x
		—	—	<b>B.180.3.4.S300</b>	1350 ÷ 1600 mm	3000 mm	4x

**180 kg**

**Min. 800 mm**

N.2 Shock absorber  
N.2 Fermi a pinza  
ammortizzati

Ball bearings  
Cuscinetti a sfera



		OLD CODE	NEW CODE				
<b>KIT</b>	●	N° 7	—	<b>K.250.3.4.C</b>	Min. 800 mm	—	5x
		—	—	<b>K.250.3.4.S</b>	Min. 800 mm	—	5x
<b>BLISTER</b>	●	N° 5	—	<b>B.250.3.4.C200</b>	800 ÷ 1100 mm	2000 mm	4x
		N° 6	—	<b>B.250.3.4.C250</b>	1100 ÷ 1350 mm	2500 mm	4x
		N° 7	—	<b>B.250.3.4.C300</b>	1350 ÷ 1600 mm	3000 mm	4x
		—	—	<b>B.250.3.4.S200</b>	800 ÷ 1100 mm	2000 mm	4x
		—	—	<b>B.250.3.4.S250</b>	1100 ÷ 1350 mm	2500 mm	4x
		—	—	<b>B.250.3.4.S300</b>	1350 ÷ 1600 mm	3000 mm	4x

**250 kg**

**Min. 800 mm**

N.2 Shock absorber  
N.2 Fermi a pinza  
ammortizzati

Ball bearings  
Cuscinetti a sfera

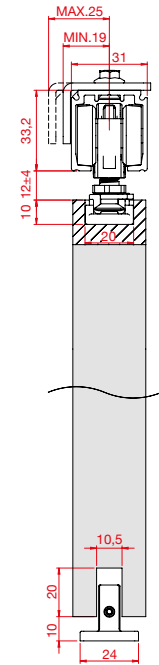
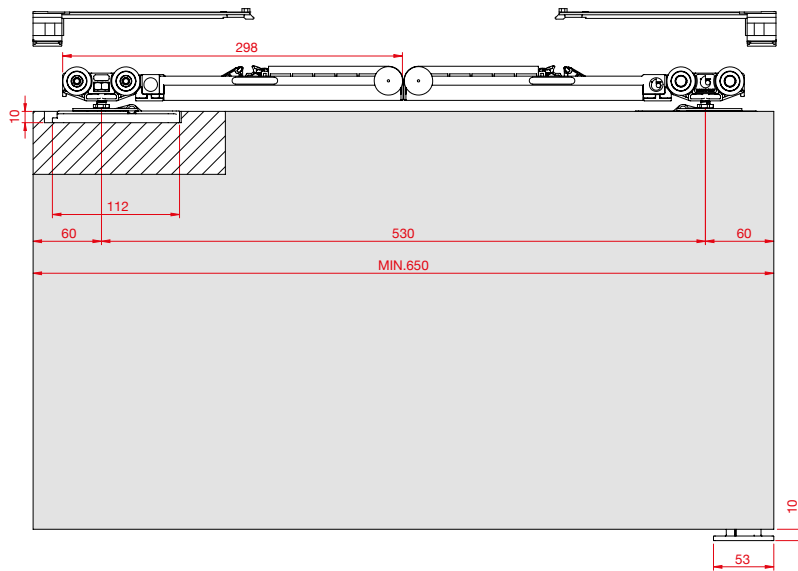
N.2 Fluid dampers - Min. 650 mm  
N.2 Fermi ammortizzati Fluid - Min. 650 mm



30 kg  
80 kg



50 mm



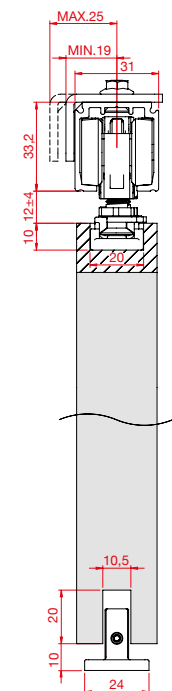
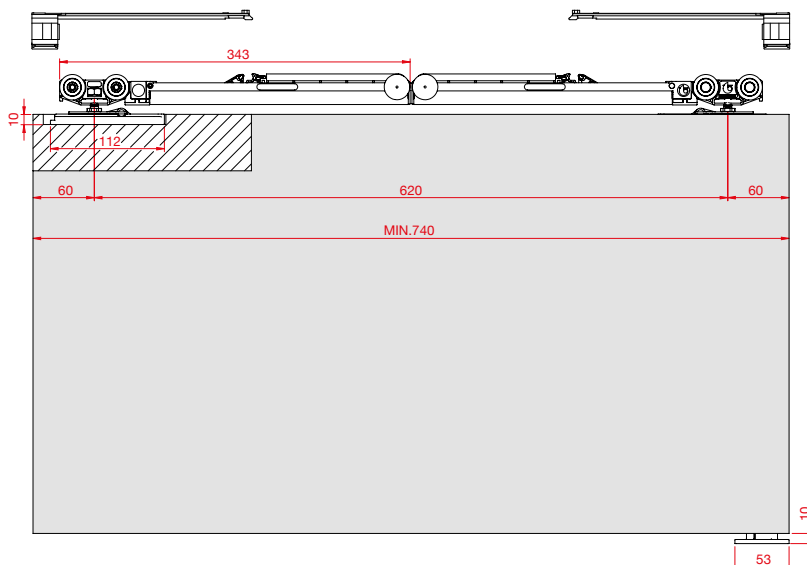
N.2 Fluid dampers - Min. 740 mm  
N.2 Fermi ammortizzati Fluid - Min. 740 mm



50 kg  
80 kg  
120 kg



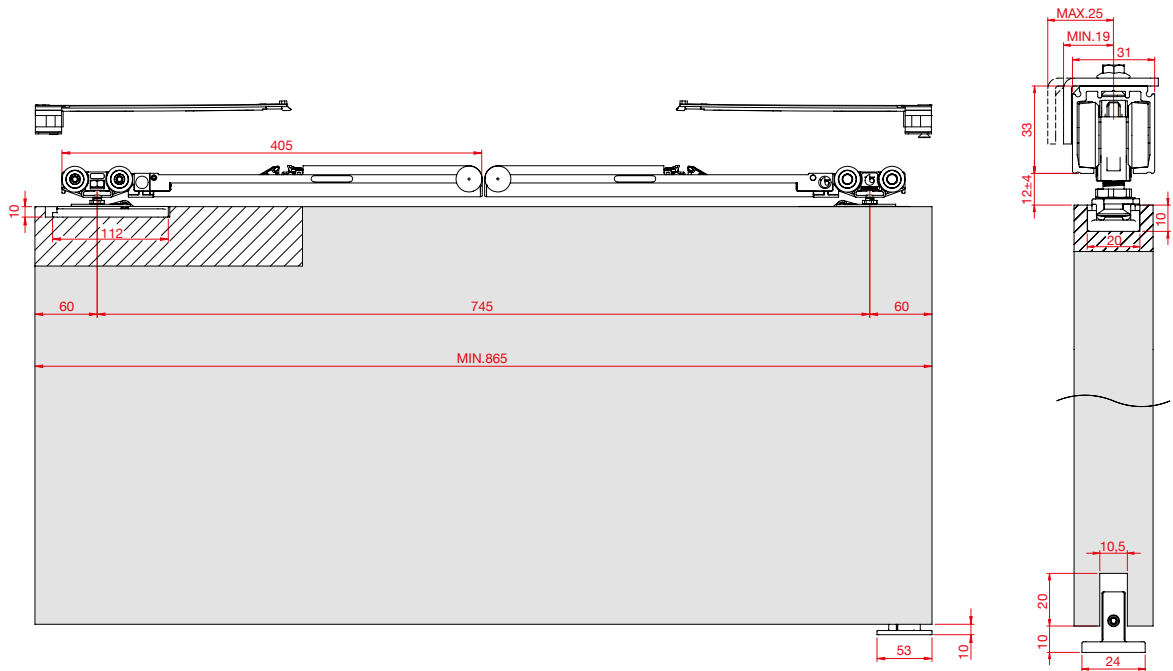
70 mm



N.2 Fluid dampers - Min. 865 mm  
N.2 Fermi ammortizzati Fluid - Min. 865 mm

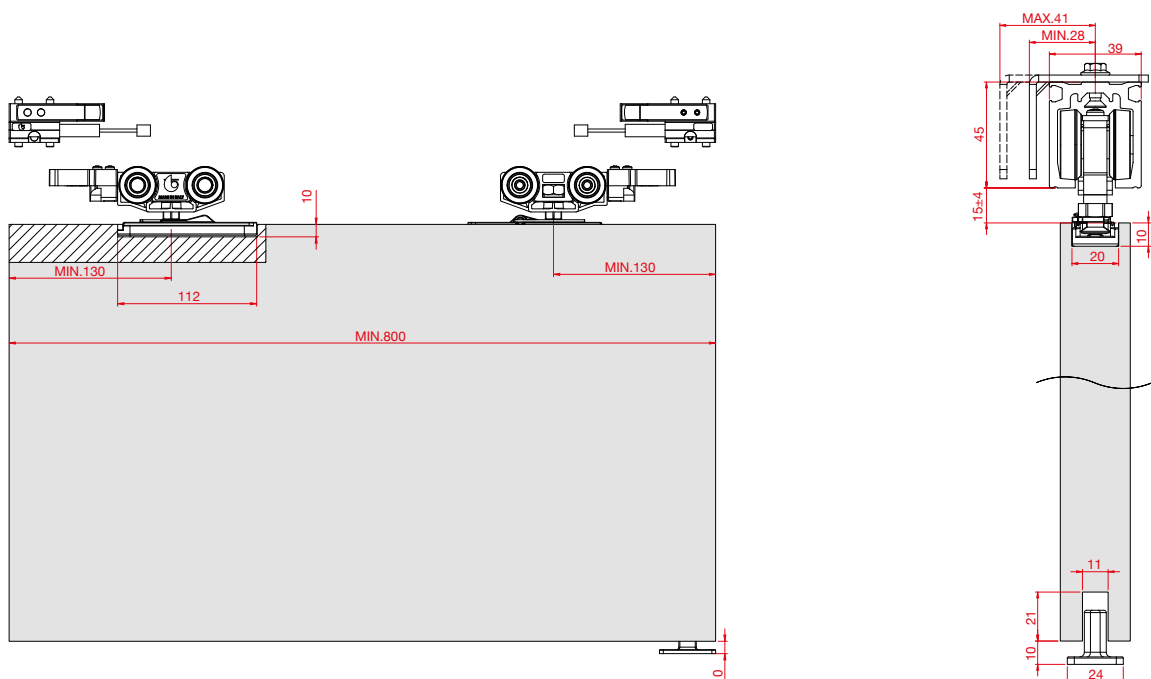
  
**160 kg**

  
**100 mm**



N.2 Shock absorber - Min. 800 mm  
N.2 Fermi a pinza ammortizzati - Min. 800 mm

  
**200 kg**  
**250 kg**





## **Terno Scorrevoli S.p.A.**

**Via Ravenna, 4 - 20814 Varedo (MB) ITALY**  
**Phone +39 0362 543001 - Fax +39 0362 582290**

**[terno@ternoscorrevoli.com](mailto:terno@ternoscorrevoli.com)**  
**[www.ternoscorrevoli.com](http://www.ternoscorrevoli.com)**